



FLEXSTEEL® Fabric | South Haven Motion

Contoured Seating in a Sleek and Modern Design

2900 Catalina Sectional

2900 Catalina

	-19	-23	-57 -57M -57H	-58 -58M -58H	-59 -59M -59H
Spring Unit					
DualFlex Spring System	●		●	●	●
Sinusoidal Wire		●			
Back Construction					
Attached	●	●	●	●	●
Semi Attached					
Loose-Pillow					
Seat Cushions					
High-Density (HC)	●	●	●	●	●
Reversible					
Attached	●	●	●	●	●

● - Optional



	Overall Height	Overall Width	Overall Depth	Seat Height	Seat Width	Seat Depth	Arm Height	Open Depth	Wall Clearance
-19 Armless Chair	40"	26"	39"	19"	26"	21"			
-23 Full Wedge	40"	64"	41"	19"	38"	23"			
-57 LAF / -58 RAF Recliner	40"	30"	39"	19"	25"	21"	24"	67"	5"
-57M LAF / -58M RAF Power Recliner	40"	30"	39"	19"	25"	21"	24"	67"	5"
-57H LAF / -58H RAF Power Recliner with Power Headrest	40"	30"	39"	19"	25"	21"	24"	67"	5"
-59 Armless Recliner	40"	26"	39"	19"	26"	21"		67"	5"
-59M Armless Power Recliner	40"	26"	39"	19"	26"	21"		67"	5"
-59H Armless Power Recliner with Power Headrest	40"	26"	39"	19"	26"	21"		67"	5"
-72 Straight Console	41"	9"	38"						

Also Available: 2900 Recliners, 2900 Sofa Group, 3900 Recliners, 3900 Sofa Group & 3900 Sectional

IMAGE(S) SHOWN

2900-57, -72, -59, -23, -19, -59 & -58
229-42 body fabric

NOTES

- Available in a wide variety of select fabric upholstery options, including those with robust performance and sustainability characteristics, to suit your personal taste and décor
- Built to last with our DualFlex Spring System™—sturdy steel ribbons attached to flexible coils that offer a wide range of motion and durability
- Optional power styles include power controls that independently adjust the recline and/or headrest for a personalized sit, and include a USB charging port
- A separate home button is available on power headrest styles (H styles) and returns the headrest and footrest to their original positions with one touch
- The straight console features two cup holders for placing drinks
- Removable backs allow for easy lifting and maneuvering through doorways

FLEXSTEEL®

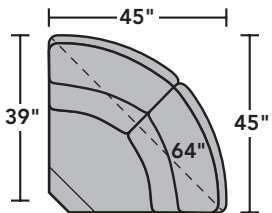
Dimensions are in inches and are subject to variance. Options and features are subject to change without notice. Printed cover samples may vary from actual swatches. Please refer to swatches for actual color.

2900 Catalina | Components & Configurations

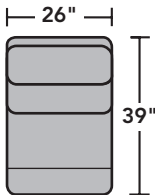
Sectionals

Components

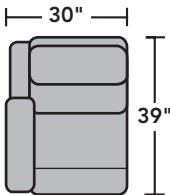
LAF = Left-Arm-Facing
RAF = Right-Arm-Facing



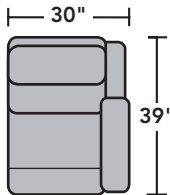
-23
Full Wedge



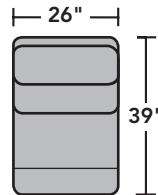
-19
Armless Chair



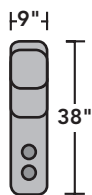
-57
LAF Recliner
-57M
LAF Power Recliner
-57H
LAF Power Recliner with
Power Headrest



-58
RAF Recliner
-58M
RAF Power Recliner
-58H
RAF Power Recliner with
Power Headrest

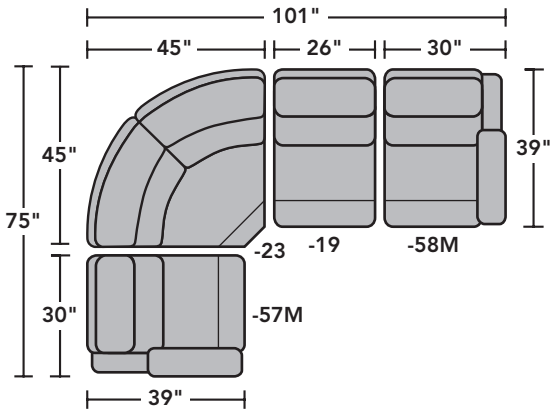
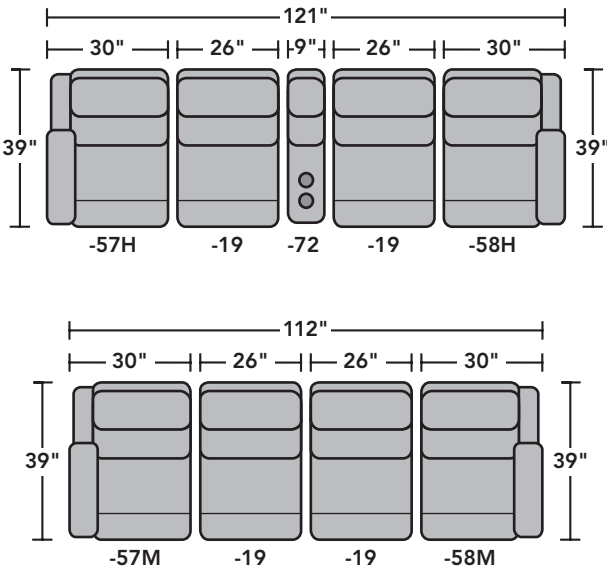
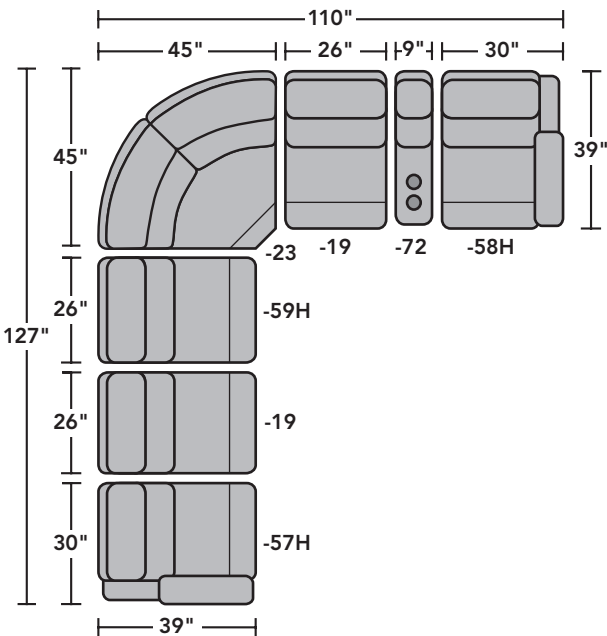


-59
Armless Recliner
-59M
Armless Power Recliner
-59H
Armless Power Recliner with
Power Headrest



-72
Straight Console

Sample Configurations



Scale 1/4"=1'

Dimensions are in inches and are subject to variance.
© Flexsteel Industries, Inc. 7/22
FLX-CP-FR-CC-2900

FLEXSTEEL®